

Enrollment and Financial Information

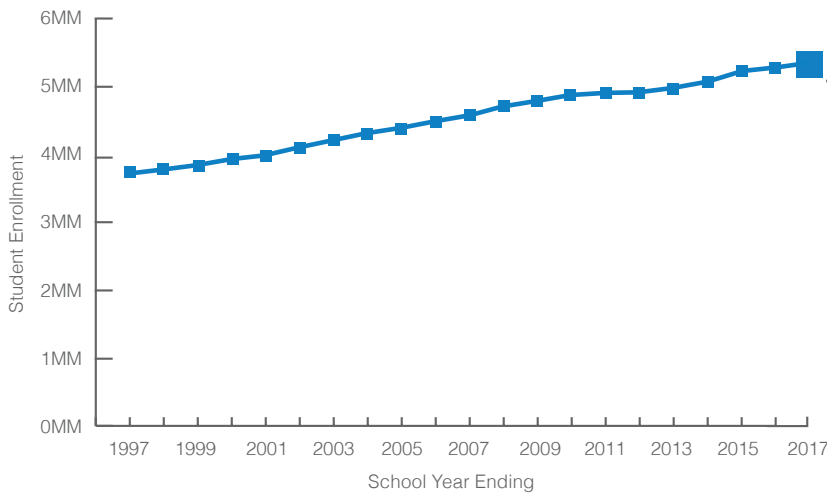
Detailed information about our Texas students and how we as a state support them.



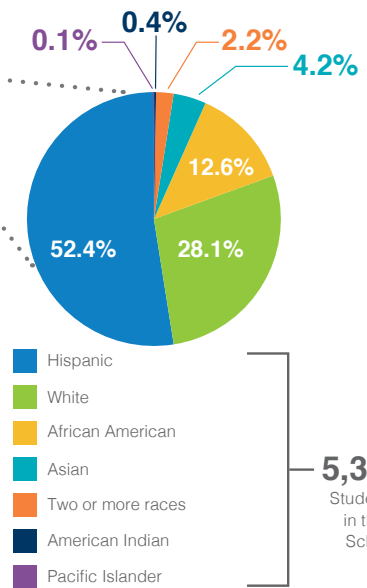
TEXAS PUBLIC SCHOOL ENROLLMENT

Over the past two decades, the number of students in Texas public schools has steadily grown by more than 39%⁵² and demographic trends suggest this growth will continue.

ENROLLMENT GROWTH – 20 YEARS



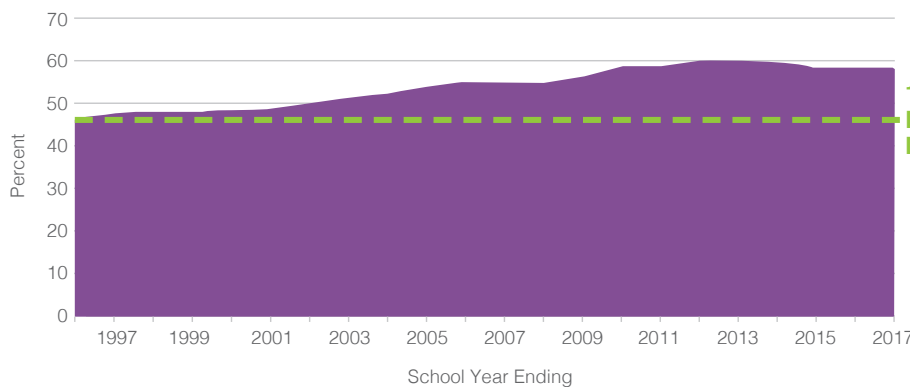
ETHNICITY⁵³



STUDENT POPULATIONS IN THE STATE OF TEXAS

Students in Texas schools are coming in increasing numbers from low income households. Over the past 20 years, the percentage of students who are economically disadvantaged, as measured by being eligible for a free or reduced-price lunch, has risen over 11%.⁵⁴

ECONOMICALLY DISADVANTAGED STUDENTS



STUDENTS BY PROGRAM

Bilingual/ESL	18.8%
Gifted/Talented	7.8%
Special Ed.	8.9%

Texas schools support a diverse array of student educational needs.⁵⁵



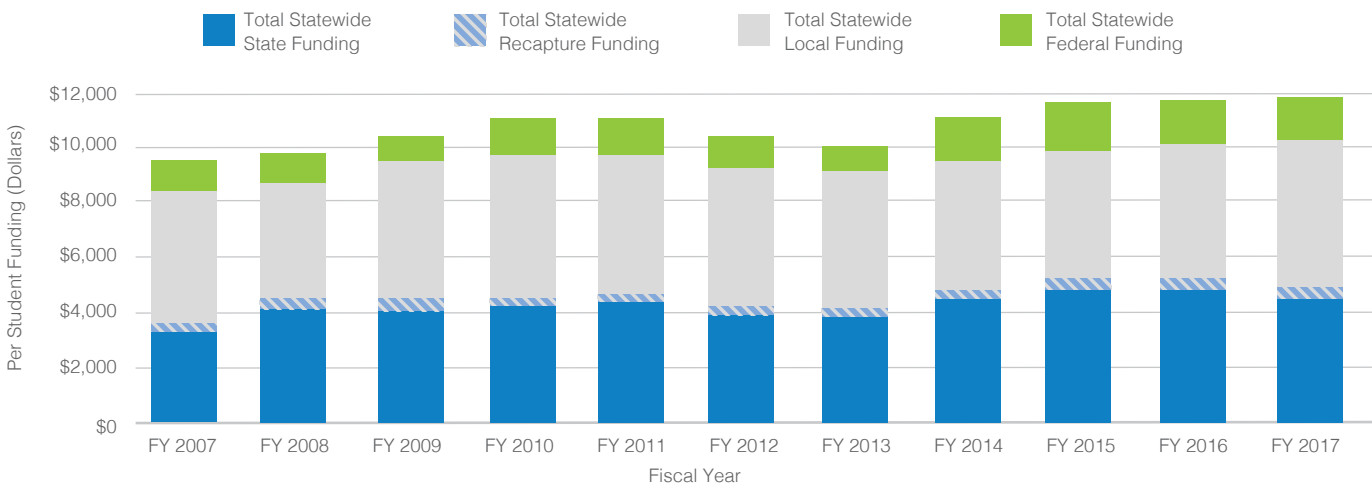
Channelview ISD

TOTAL PUBLIC EDUCATION SPENDING IN THE STATE OF TEXAS

The Texas public education system is funded by a mix of local school district property tax collections, state funding predominantly based on the sales tax, and federal funds. Much of the state and federal funding is distributed to school systems based on weighted per pupil funding formulas. A smaller amount of the funding is used for competitive grants and statewide coordinated services.

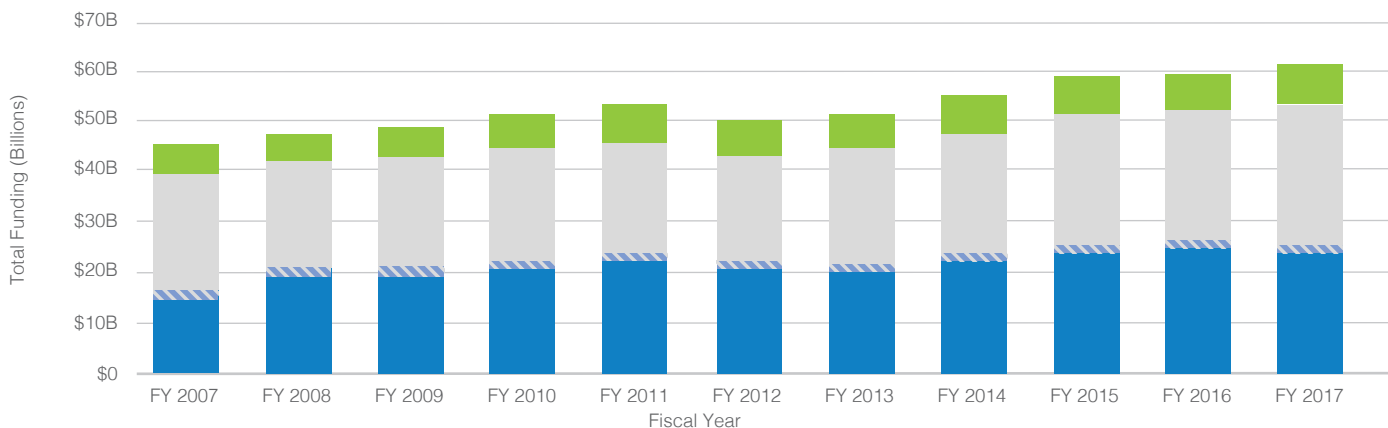
TOTAL FUNDING – 2016-17
\$60,615,514,821

PER STUDENT ANNUAL FUNDING



Total funding per student enrolled has increased from \$9,423 in FY 2007 to \$11,349 in FY 2017, an increase of 20%.⁵⁶

TOTAL ANNUAL FUNDING



Total funding has increased from \$43.1B in FY 2007 to \$60.6B in FY 2017, an increase of 41%.⁵⁷