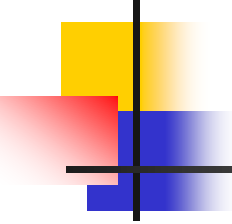




Update to Annual Dropout, Completion, and Graduation Rate Reporting

Texas Assessment Conference
December 8, 2009

Division of Accountability Research
Texas Education Agency



Copyright © Notice. The Materials are copyrighted © and trademarked ™ as the property of the Texas Education Agency (TEA) and may not be reproduced without the express written permission of TEA, except under the following conditions:

- 1) Texas public school districts, charter schools, Education Service Centers, and Colleges of Education may reproduce and use copies of the Materials and Related Materials for the districts' and schools' educational use without obtaining permission from TEA.
- 2) Residents of the state of Texas may reproduce and use copies of the Materials and Related Materials for individual personal use only, without obtaining written permission of TEA.
- 3) Any portion reproduced must be reproduced in its entirety and remain unedited, unaltered and unchanged in any way.
- 4) No monetary charge can be made for the reproduced materials or any document containing them; however, a reasonable charge to cover only the cost of reproduction and distribution may be charged.

Private entities or persons located in Texas that are not Texas public school districts, Texas Education Service Centers, Texas charter schools, or Colleges of Education or any entity, whether public or private, educational or non-educational, located outside the state of Texas MUST obtain written approval from TEA and will be required to enter into a license agreement that may involve the payment of a licensing fee or a royalty.

For information contact: Office of Copyrights, Trademarks, License Agreements, and Royalties, Texas Education Agency, 1701 N. Congress Ave., Austin, TX 78701-1494; phone 512-463-9270 or 936-6060; email: copyrights@tea.state.tx.us.



Table of contents

- Accounting for students
- Calculating annual dropout rates
- Calculating longitudinal rates
- Uses of dropout and completion data at TEA
- HB3 exclusions
- FAQs
- Resources



Accounting for students

- Dropout definition
- Accounting for students by TEA
- Accounting for students by districts
- Leaver reason codes and documentation
- Determining student statuses
- Common mistakes in leaver reporting



Dropout definition

A dropout is a student who attends Grade 7-12 in a public school in a particular school year, does not return the following fall, is not expelled, and does not:

- graduate,
- receive a General Educational Development certificate (GED),
- continue school outside the public school system,
- begin college, or
- die.

Note. SB186, 78th Legislature, directed districts to collect data consistent with the National Center for Education Statistics (NCES) dropout definition beginning in 2005-06. The 2008-09 school year was the fourth year the definition was in effect.



Accounting for students

Each student served in the district in one school year must be accounted for the next fall either through TEA or district records.



Accounting for students by TEA

Students accounted for^a:

GED recipients and previous TX public school graduates

Movers (or students who move from one Texas public school district and enroll in another)

Source:

TEA's GED database and graduate database

PEIMS submission 3 records submitted by districts in June (school-year movers), and PEIMS submission 1 records submitted by districts the next fall (summertime movers)

^aDistricts can use EDIT+ to get reports on GED recipients, previous graduates, and school-year movers (PRF0B031) in October and on presumed summertime movers (PRF0B032) in December.



Accounting for students by districts

Students accounted for:

Source:

Returned students

Enrollment records

(i.e., PEIMS submission 1 records submitted by districts the next fall)

Leavers

Leaver records

(i.e., PEIMS submission 1 records submitted by districts the next fall)



Submitting leaver reason codes

- A 203 record must be submitted for a leaver. Records are submitted in PEIMS submission 1.
- A 203 record is only submitted for students who attended the previous year.
- Only the leaver reason codes available that year may be used.
- Districts have until mid-January PEIMS resubmission date to correct leaver data. Once records are submitted, they cannot be changed.



Leaver reason codes^a

- 01 – Graduated from a high school in this district.
- 03 – Died.
- 16 – Returned to home country.
- 24 – Entered college early to pursue degree.
- 60 – Withdrew for home schooling. This code may be used only for students whose parent/guardian confirms that the student is or will be pursuing, under direct supervision of the parent/guardian, a curriculum designed to meet basic education goals.
- 66 – Removed by Child Protective Services.

^aDistricts must have documentation to support the leaver reason code assigned to each leaver. See the *PEIMS Data Standards* (www.tea.state.tx.us/index4.aspx?id=3967) for documentation requirements.



Leaver reason codes (continued)

- 78 – Expelled for criminal behavior under the provisions of TEC^a §37.007 and cannot return. This code should only be used for a student who met the following two conditions:
 - a) was expelled for an offense included in TEC §37.007
 - b) was expelled from a district located in a county that does not have a JJAEP^b.
- 81 – Left for Texas private school.
- 82 – Left for public or private school out of state.
- 83 – Withdrawn by district for nonresidence, falsification of enrollment information, or failure to provide immunization documentation. This code is for a student who was not a resident at the time of enrollment. It is **not** for a student who stops attending because he/she has moved.

^aTexas Education Code. ^bJuvenile Justice Alternative Education Program.



Leaver reason codes (continued)

- 85 – Graduated outside TX before entering a TX public school, entered a TX public school, and left again. Documentation must include transcript and diploma.
- 86 – Completed GED outside TX.
- 87^a – Enrolled in SBOE^a-authorized Texas Tech Univ. High School Diploma program or UT-Austin High School Diploma program.
- 98^b – Other.

^aState Board of Education. ^bIncluded in the calculation of the dropout rate used for accountability purposes.

Students who left TX public schools in 2007-08 without graduating, receiving a GED, or dropping out (other leavers)

<u>Leaver reason</u>	<u>Students</u>	<u>Leaver reason</u>	<u>Students</u>
03: Died	601 (<1.0%)	81: TX Private School	12,086 (12.8%)
16: Home country	16,601 (17.6%)	82: Out of state school	38,937 (41.3%)
24: Enter college	748 (<1.0%)	83: Nonresidence, etc.	1,379 (1.5%)
60: Home school	22,622 (24.0%)	85: Entering graduate	85 (<1.0%)
66: CPS	294 (<1.0%)	86: GED outside Texas	147 (<1.0%)
78: Expelled	481 (<1.0%)	87: SBOE program	272 (<1.0%)



Determining student statuses

TEA determines each student's status at each district^a. For those who did not return to a district, TEA:

- determines whether the student is a graduate, other leaver, GED recipient, or dropout

^aStudent can have only one status at each district. Status may vary from district to district. Statuses are not always mutually exclusive, so a hierarchy exists to determine the status. District is held accountable for student's leaver status in that district.



Leaver status hierarchy

<u>Status:</u>	<u>Determined by:</u>
Graduate	Leaver records (reason code = 01)
Previous graduate	PEIMS graduate database
Not a leaver	Enrollment records (enrolled on time in fall)
Mover	Attendance and enrollment records
Other leaver	Leaver records (reason code = 03 through 87)
GED recipient	TEA's GED database
Dropout ^a	Leaver records (reason code = 98)
Underreported ^b	Record required but not submitted

^aStudent becomes a dropout in annual dropout rate and possibly in completion rate. ^bStudent becomes underreported in annual rate and possibly in completion rate.



Common mistakes in leaver reporting

- District does not submit a leaver record.
- District does not submit an enrollment record.
- District does not follow up on a student who intended to enroll elsewhere to see if he or she actually enrolled.
- District withdraws a student using a leaver code that is no longer valid.



Common mistakes in leaver reporting (continued)

- District does not document why a student left.
- District knows why a student left but submits the wrong code on the 203 record.
- District creates a duplicate PID and the student becomes underreported because records do not match.
- District does not use *PEIMS Data Standards* Appendix D Leaver Reason Codes and Documentation Requirements.



Calculating annual dropout rates and longitudinal rates

Annual dropout rate:

- Calculation
- Annual dropout results, 2007-08

Longitudinal completion rate:

- Terms and calculations
- Building the longitudinal cohort
- Final statuses
- Leaver codes, class of 2009
- Terms used in completion
- Longitudinal completion results, class of 2008



Annual dropout rate calculation

- Definition: The percentage of students who drop out of school during one school year.
- Calculation:

number of students who dropped out during the school year
number of students enrolled during the school year



Annual dropout results, 2007-08

	Dropouts	Students	Rate (%)
Grades 7-8	1,988	691,282	0.3
Grades 9-12	43,808	1,350,921	3.2
Grades 7-12	45,796	2,042,203	2.2



Longitudinal rate definition

- A completion rate is the percentage of students from a class of beginning ninth graders who complete their high school education by the anticipated graduation date. The cohort includes students who transfer in during the second, third, and fourth years.
- A completer may be defined as a student who graduates, continues high school in the fall after expected graduation, or receives a GED.
- A longitudinal dropout rate is the percentage of students from the same class who drop out before completing their high school education.



Longitudinal completion rate calculations

Completion I rate^a

graduates + continuers

graduates + continuers + GED recipients + dropouts

Completion II rate^b

graduates + continuers + GED recipients

graduates + continuers + GED recipients + dropouts

^aUsed in state standard accountability. ^bUsed in state alternative education accountability.



Longitudinal completion rate calculations (continued)

Graduation rate^a

graduates

graduates + continuers + GED recipients + dropouts

Longitudinal dropout rate

dropouts

graduates + continuers + GED recipients + dropouts

^aUsed in federal accountability and performance-based monitoring.



Building the longitudinal cohort and determining rates, class of 2009

- Capture data from years 1, 2, 3, 4, and 5
- Capture GED data
- Merge all records
- Determine final statuses



Data from year 1 (2005-06^a)

- Capture attendance records for students who began grade 9^b in any Texas public school^c in 2005-06 (2005-06 PEIMS submission 3).
- Capture 2005-06 leaver records^d, if any, for the above students (2006-07 PEIMS submission 1).

^aTexas adopted the NCES dropout definition in 2005-06. ^bStudents repeating grade 9 in 2005-06 are not part of the 2009 cohort. ^cStudents are added to the cohort based on PEIMS attendance records. Non-PEIMS records are not considered. ^dA student who dropped out in 2005-06 and does not return to school may become a dropout for the class of 2009.



Data from year 2 (2006-07)

- Capture attendance records for students who were in the cohort in year 1 (2006-07 PEIMS submission 3).
- Capture attendance records for students who transferred into a Texas public school in grade 10 in year 2^a (2006-07 PEIMS submission 3). Students are added to the cohort based on the lowest grade level reported for the year.
- Capture 2006-07 leaver records^b, if any, for the above students (2007-08 PEIMS submission 1).

^aStudents are added to the cohort based on PEIMS attendance records. Non-PEIMS records are not considered.

^bA student who dropped out in 2006-07 and does not return to school may become a dropout for the class of 2009.



Data from year 3 (2007-08)

- Capture attendance records for students who were in the cohort in years 1 and 2 (2007-08 PEIMS submission 3).
- Capture attendance records for students who transferred into a Texas public school in grade 11 in year 3^a (2007-08 PEIMS submission 3). Students are added to the cohort based on the lowest grade level reported for the year.
- Capture 2007-08 leaver records^b, if any, for the above students (2008-09 PEIMS submission 1).

^aStudents are added to the cohort based on PEIMS attendance records. Non-PEIMS records are not considered.

^bA student who dropped out in 2007-08 and does not return to school may become a dropout for the class of 2009.



Data from year 4 (2008-09)

- Capture attendance records for students who were in the cohort in years 1, 2, and 3 (2008-09 PEIMS submission 3).
- Capture attendance records for students who transferred into a Texas public school in grade 12 in year 4^a (2008-09 PEIMS submission 3). Students are added to the cohort based on the lowest grade level reported for the year.
- Capture 2008-09 leaver records^b, if any, for the above students (2009-10 PEIMS submission 1).

^aStudents are added to the cohort based on PEIMS attendance records. Non-PEIMS records are not considered.

^bA student who dropped out in 2008-09 and does not return to school may become a dropout for the class of 2009.



Data from year 5 (2009-10)


- Capture school-start window enrollment records for students who were in the cohort in years 1, 2, 3, and 4 (2009-10 PEIMS submission 1).
- No students are added to the statewide cohort^a in year 5.
- Leaver records are not captured for year 5. Leaver records for 2009-10 leavers are not submitted until 2010-11 PEIMS submission 1.

^aA student from the statewide cohort who enrolls in a different district in year 5 will be removed from the cohort for the sending district and added to the cohort for the receiving district.



GED data and merge

- Capture data on students who earned a GED by August 31, 2009.
- Merge GED data with data from years 1, 2, 3, 4, and 5.



Determine statuses for the class of 2009: Every student will have one of the statuses below.

Status	Definition	Included in final completion calculation?
Graduate	Graduated by August 31, 2009	Yes
Continuer	Enrolled by September 25, 2009 ^a	Yes
GED recipient	Received GED by August 31, 2009	Yes
Dropout	Dropped out	Yes
Other leaver	Left for reasons other than graduating or dropping out	No
Underreported	No record received	No
Student ID error	Cannot track student from year to year because of errors in identification information ^b	No

^aThe school-start window ends the last Friday in September. ^bError might have been made by either sending or receiving district.



Leaver codes for the class of 2009

Graduate: 01

Other leaver: 03, 16, 24, 60, 66, 78, 81, 82, 83, 85, 86, 87^a

Dropout: 98

^aAdded in 2006-07.



Determine final status

The student's status in the last year is the student's final status in the completion rate calculations except:

If leaver status is:

Graduate in any year

Dropout in last year but student received GED by August 31, 2009

Then final status in cohort is:

Graduate

GED recipient



Example 1: Final status is graduate

<u>School year</u>	<u>Status</u>
2005-06	Not a leaver
2006-07	Not a leaver
2007-08	Not a leaver
2008-09	Graduate
2009-10	



Example 2: Final status is dropout

<u>School year</u>	<u>Status</u>
2005-06	Dropout
2006-07	
2007-08	
2008-09	
2009-10	

Student did not attend after year 1. Status in year 1 becomes final status.



Example 3: Final status is continuer

<u>School year</u>	<u>Status</u>
2005-06	Not a leaver
2006-07	Not a leaver
2007-08	Dropout
2008-09	
2009-10	Enrolled

Student returned in year 5 and enrolled in the school-start window. Dropout status from year 3 does not become final status.



Example 4: Final status is underreported

<u>School year</u>	<u>Status</u>
2005-06	Not a leaver
2006-07	Not a leaver
2007-08	Not a leaver
2008-09	
2009-10	

No leaver record submitted for 2007-08.



Terms used in completion

- Graduate: Graduated from a Texas public school in year 1, 2, 3, or 4.
- Continuer: Enrolled^a in school-start window in year 5.
- GED recipient: Received GED by August 31, 2009.
- Dropout: Dropped out in year 1, 2, 3, or 4.

^aEnds the last Friday in September. A student must be enrolled in the school-start window in order to not be counted as a dropout.



Terms used in completion (continued)

- Completion I: Graduates + continuers
- Completion II: Graduates + continuers + GED recipients
- Class: Graduates + continuers + GED recipients + dropouts
- Cohort: Graduates + continuers + GED recipients + dropouts + other leavers + underreported students + ID errors



Terms used in completion (continued)

- 4 year rates^a: Based on tracking of students for four years and into the fall of year 5. In 2010, TEA will calculate four-year completion rates for the class of 2009.
- 5 year rates^b: Based on tracking of students for five years and into the fall of year 6. In 2010, TEA will calculate five-year completion rates for the class of 2008.

^aDistricts and campuses are currently held accountable for their four year rates in state and federal accountability. ^bFive year rates are calculated to determine the progress of continuers and for possible use in federal accountability. These rates are used in a report-only indicator in 2009 Performance-Based Monitoring leaver records data validation.



Terms used in completion (continued)

- Leaver: A student who attended in one school year, either left that year or did not return in the fall, and was not a mover, previous graduate or GED recipient. Districts submit leaver records in PEIMS submission 1 for students served the previous year.
- Mover: A student who left a district and enrolled in another district either later that school year or in the school-start window of the next school year.



Terms used in completion (continued)

Students can be added to a district's cohort in one of two ways:

1. District-to-district movers: A student begins grade 9 in one district and moves into and enrolls in another district. The student is still in the class of 2009 cohort. The student is removed from the sending district's cohort and enters the receiving district's cohort.
2. Students new to the Texas public school system: A student who enrolls in the expected grade level of the cohort is added to the cohort. For example, a student who enrolls in grade 10 in 2006-07 when the on-grade members of the cohort are in grade 10 is added to the district's cohort.



Longitudinal results, class of 2008

	Number	Rate (%) ^a
Graduated	237,576	79.1
Continued	26,865	8.9
Received GED	4,610	1.5
Dropped out	31,437	10.5
Completion I	264,441	88.0
Completion II	269,051	89.5

^aParts may not add to 100 percent because of rounding.



Uses of dropout and completion data at TEA

- State accountability
- Federal accountability
- Performance-Based Monitoring



State accountability for 2010^a

2008-09 grade 7-8 annual dropout rate

- Districts and campuses rated under standard procedures
- 2010 standard^a: less than or equal to 1.8 percent
- All students and student groups

2008-09 grade 7-12 annual dropout rate

- Districts and campuses rated under alternative education accountability procedures
- 2010 standard^a: less than or equal to 20.0 percent
- All students

^aFinal decisions will be made in spring 2010.



State accountability for 2010^a (continued)

Class of 2009 Completion I rate

- Completion I four-year rate: graduates + continuers
- Districts and campuses rated under standard procedures
- 2010 standard^a: greater than or equal to 75.0%, 85.0%, 95.0%
- All students and student groups

Class of 2009 Completion II rate

- Completion II four-year rate: graduates + continuers + GED recipients
- Districts and campuses rated under alternative education accountability procedures
- 2010 standard^a: greater than or equal to 60.0 percent
- All students

^aFinal decisions will be made in spring 2010.



State accountability for 2010^a (continued)

Underreported students rate

- Districts rated under standard and alternative education accountability procedures
- 2010 standard^a: rate of less than or equal to 4.0 percent and count of less than or equal to 150 underreported students
- All students

^aFinal decisions will be made in spring 2010.



Federal accountability for 2010^a (AYP^b)

Class of 2009 Four-year Graduation rate

- Graduates only in the numerator
- Districts and campuses
- 2010 standard^a: greater than or equal to 70.0 percent
- All students^c

Class of 2008 Five-year Graduation rate

- Possible use of a five-year rate
- Subject to USDE approval
- Graduates only in numerator of the five-year rate

^aFinal decisions will be made in 2010. ^bAdequate Yearly Progress. ^cCurrently, student group rates are only included in the AYP calculation when they are evaluated as part of performance improvement/safe harbor. See the AYP Guide for full information.



Performance Based Monitoring (PBM): *2010 Performance-Based Monitoring Analysis System (PBMAS)^a*

2008-09 grade 7-12 annual dropout rate (2010 standard = 2.0% or lower)

- Limited English proficient (LEP) students
- Migrant students
- Special education students
- Title I, Part A students

2008-09 grade 9-12 annual dropout rate (2010 standard = 3.0% or lower)

- Career and technical education students
- LEP students (report-only indicator)

Class of 2009 four-year graduation rate (2010 standard = 70.0% or higher)

- Career and technical education students
- LEP students
- Migrant students
- Special education students
- Title I, Part A students

^aFinal decisions will be made in spring 2010.



Performance Based Monitoring (PBM): *2010 Leaver Records Data Validation*^a

2008-09 and 2007-08 grade 7-12 annual dropout rates

- Dropout trend analysis

2008-09 underreported students rate and count

- Districts exceeding count and rate standards of 150 and 4.0%, respectively

2008-09 grade 7-12 leaver records: dropout codes and other exit leaver codes

- High use of other exit leaver codes

Class of 2008 five-year continuing students dropout rate

- Students from the class of 2008 who continued in fall 2008 and had dropped out by the fall of 2009 (report only indicator)

^aFinal decisions will be made in summer 2010, and additional leaver data validation indicators may be added.



House Bill (HB) 3 dropout and completion exclusions

HB3 defined certain exclusions that the agency must make when calculating dropout and completion rates for state accreditation and state performance ratings. The exclusions can be grouped into five categories:

- Previous dropouts;
- ADA ineligible students;
- Court-ordered GEDs, not earned;
- Incarcerated as adults in state jails or federal penitentiaries not served by Texas public schools; and
- Students whose initial enrollment in U.S. schools was in grades 7-12 as unschooled refugees and asylees.



House Bill (HB) 3 dropout and completion exclusions (continued)

- HB3 explicitly requires use of the current NCES dropout definition until 2011-12. TEA is interpreting the 2011-12 effective date to mean the 2010-11 dropouts collected in the 2011-12 year.
- The 2008-09 dropouts collected in the 2009-10 year (2010 ratings) will be processed using current definitions with no new exclusions applied.
- The 2009-10 dropouts collected in the 2010-11 year (2011 ratings) will be processed using current definitions with no new exclusions applied.

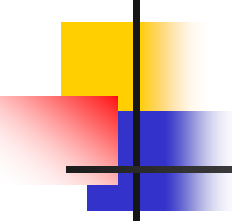


House Bill (HB) 3 dropout and completion exclusions (continued)

- HB3 becomes effective with students who attend in 2010-11.
- The 2010-11 annual dropout rate and the class of 2011 longitudinal rates are the first rates affected by HB3.
- Changes to the *2010-11 PEIMS Data Standards* related to these exclusions:
 - Leaver codes for court-ordered GEDs, not earned, and dropouts incarcerated as adults
 - Identification of refugees/asylees

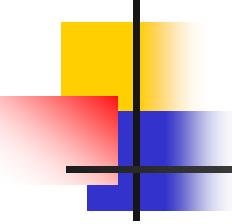


FAQs



Can we enroll students who have completed all graduation requirements except passing the TAKS? How will this affect our rates?

- Districts are encouraged to keep TAKS failers enrolled until they graduate. To be counted as returned on time, the student must be enrolled in the school-start window.
- As with all students, the district must submit an enrollment or leaver record for the student the following year. If the student drops out, he/she is:
 - counted as a dropout in the annual dropout rate
 - not counted as a dropout in the completion rate because rates for his/her cohort have already been calculated.



If a continuer in the longitudinal cohort doesn't graduate or come back for a sixth year, will he/she be counted as a dropout?

- As with all students, the district must submit an enrollment or leaver record for the student the following year. If the student drops out, he/she is:
 - counted as a dropout in the annual dropout rate
 - not counted as a dropout in the four-year completion rate because rates for his/her cohort have already been calculated
 - counted as a dropout in the five-year completion rate



Can an older student^a be counted as a dropout?

- As with all students, the district must submit an enrollment or leaver record for the student the following year. If the student drops out, he/she is:
 - counted as a dropout in the annual dropout rate
 - not counted as a dropout in the completion rate if his/her cohort has graduated but is counted as a dropout if the cohort has not graduated. Students are added to a cohort based on the year they entered Texas public schools and the grade they were in when they entered.

^aUnder HB 1137, 80th Legislature, a student ages 21-25 who is admitted by a district to complete the requirements for a high school diploma is entitled to the benefits of the Foundation School Program.



Why is this student on our preliminary cohort list when we know he/she . . . ?

Question:

enrolled in a private school?

enrolled in another TX public school?

Answer:

Lists do not include leaver status.

- a) Lists do not include enrollment data from fall 2009.
- b) TEA uses PEIMS, not PET, to determine mover status.
- c) Student ID errors on the part of the sending or receiving district may make linking a record to a student impossible.



Resources

- Student-level listings on TEASE, Accountability link, RES tab
 - Preliminary cohorts
 - Final completion rate lists
 - Annual dropout lists



Preliminary cohort lists on TEASE

- Provided so that districts know when students are expected to graduate for accountability purposes.
- The student-level listings provide cohort membership information for the four cohorts going through high school at any one time.
- For example, in 2008-09:
 - Class of 2009 was in grade 12 (year 4)
 - Class of 2010 was in grade 11 (year 3)
 - Class of 2011 was in grade 10 (year 2)
 - Class of 2012 was in grade 9 (year 1)



Preliminary cohort lists on TEASE (continued)

- Show student information (name, date of birth, ethnicity, etc.) and last year attended Texas public schools.
- New this year: Special education and LEP status.
- Complete cohort is shown on list, updated through 2008-09.
- A student is shown on the district of last attendance.
- Leaver status is not reflected on the lists.
- Cannot be corrected.
- Updated each fall with the most recent PEIMS attendance data.
- Reflect current processing decisions. Processing could change for final completion rates calculated in the spring.



Final completion lists

- The student-level listings provide final completion status for every student in a district's cohort.
- Available in June.
- Used for accountability ratings in August.
- Class of 2008 lists are available through next May.



Annual dropout lists

- The student-level listings provide the names of students who dropped out of grades 7-12 in the previous school year.
- Available in June.
- Used for accountability ratings in August.
- Can be combined with preliminary cohort information to encourage students to return to school.
- Dropouts from 2007-08 are available through next May.



Resources

- 2009 Accountability Manual
(ritter.tea.state.tx.us/perfreport/account/2009/manual/index.html)
- 2009 Adequate Yearly Progress Guide
(ritter.tea.state.tx.us/ayp/2009/guide.pdf)
- Performance-Based Monitoring Analysis System 2009 Manual
(ritter.tea.state.tx.us/pbm/2009PBMAManualFinal.pdf)
- 2009 Leaver Records Data Validation Manual
(ritter.tea.state.tx.us/pbm/2009LeaverDVManual.pdf)
- *PEIMS Data Standards* (www.tea.state.tx.us/index4.aspx?id=3967)
- Annual printed reports on dropouts and completion, longitudinal rate technical documentation (how to calculate a completion rate), and presentations (www.tea.state.tx.us/index4.aspx?id=4080)
- Dropout and completion data searches
(www.tea.state.tx.us/acctres/entry.html)



Contacts

- Division of Accountability Research: (512) 475-3523
- Email: research@tea.state.tx.us